


- 2 cylinders
- 1248 cm³
- 21,0 kW/28,5 HP
- 3000 r.p.m.
- Nm 67,0@2000

Available homologation

- EPA TIER IV ■
- 97/68/CE Step II ●
- ECE R 24 ▲

Construction

- 4-stroke air cooled diesel engine
- Direct injection
- Air cooled by fan integral to the flywheel
- Mechanical fuel lift pump
- Forced lubrication with gear pump
- Full flow oil filtration with external cartridge filter
- Automatic extra fuel starting device
- Torque regulator
- Centrifugal speed governor
- Crankcase in die-cast aluminium
- Electric starting
- Counter-clockwise rotation (viewed from power take-off side)
- Aluminium alloy independent heads
- Independent cast-iron cylinders
- Power take-off on crankcase
- 3 years warranty.



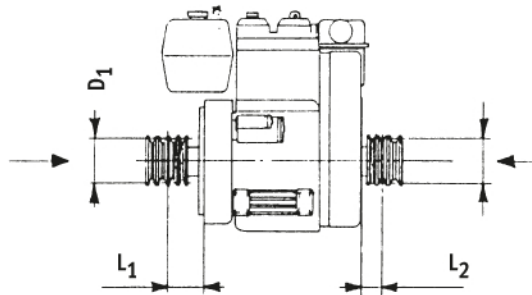
Applications

- Dumper
- Vibrating Roller
- Generating Set
- Welding Set
- High pressure cleaner
- Transporter
- Hydraulic power pack
- Agricultural pump
- Two-wheel tractor
- Tractor

Specifications

Cylinders	N	2
Displacement	cm ³	1248
Bore	mm	95
Stroke	mm	88
Compression ratio		17,5:1
Rating kW/HP	N (80/1269/CEE) ISO 1585	21,0/28,5
	NB ISO 3046 IFN	18,8/25,5
	NA ISO 3046 ICXN	16,9/23,0
Max. torque	Nm	67,0@2000
Max. torque 3 P.T.O.	Nm	30,0
Engine speed - 3 P.T.O. ratio*		1:1
Minimum idling speed r.p.m.		1000÷1100
Fuel tank capacity	l	10
Oil consumption	kg/h	0,013
Oil sump capacity	l	2,8
Min. allowable oil pressure	bar	1
Max. allowable inclination for:		
- short periods of operation (max. time 30 minutes)		25°
- peak values (max. time 1 minute)		35°
Cap. of air required for correct combustion @ 3000 r.p.m.	l/min	1600
Cap. of air required for correct cooling @ 3000 r.p.m.	l/min	26300
Dry weight	kg	115
Recommended battery	V/Ah	12/66
Minimum pulley diameters for belt drive		


*Clockwise rotation from side of 2nd PTO



$$D_1 \text{ (mm)} \geq 136 [162+L_1 \text{ (mm)}] \quad \begin{matrix} N \text{ (kW)} \\ n \text{ (RPM)} \end{matrix}$$

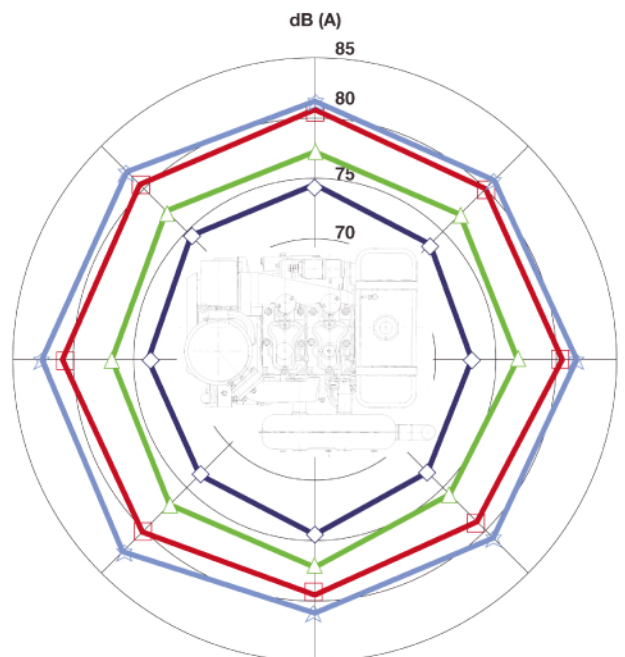
$$D_2 \text{ (mm)} \geq 204 [260+L_2 \text{ (mm)}] \quad \begin{matrix} N \text{ (kW)} \\ n \text{ (RPM)} \end{matrix}$$

Max. intermittent axial load in both directions A-B = 300 kg



Sound pressure level dB (A)

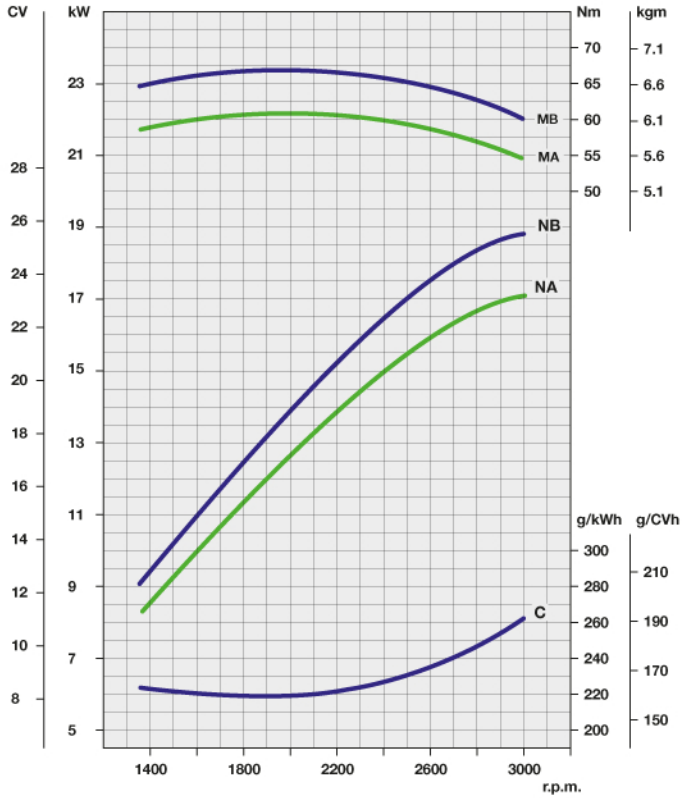
Sound level polar diagram open field - 7 meters microphone - no load running engine.



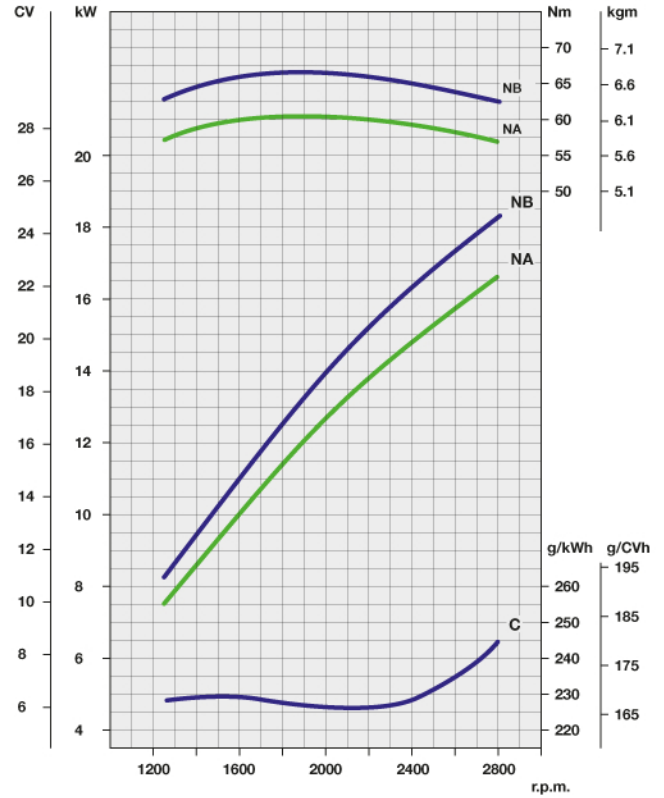
◆ 1500 RPM
 ▲ 2000 RPM
 ■ 2500 RPM
 ★ 3000 RPM

Curves

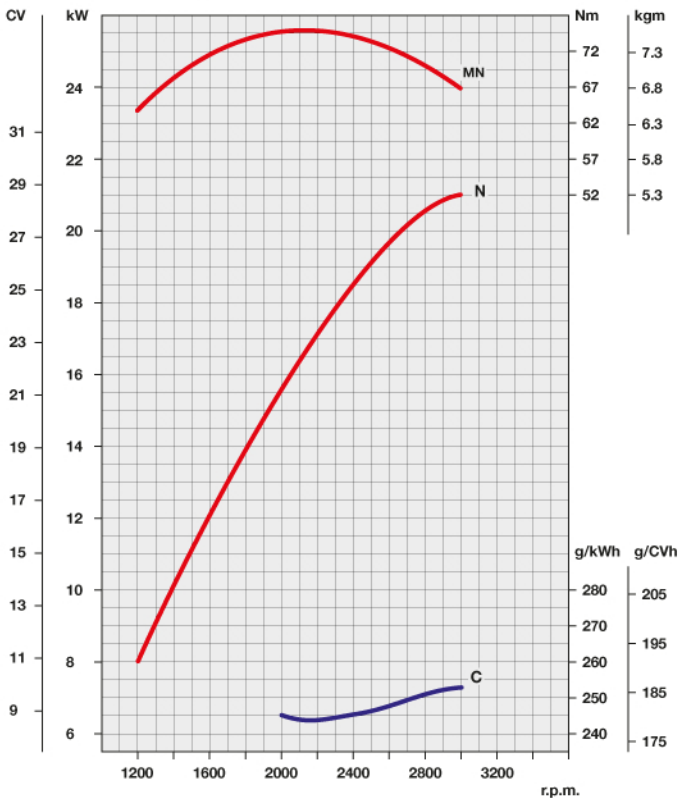
KD625 @ 3000 r.p.m. ◀ ▲



KD626/2 B2 NR @ 2800 r.p.m. ◀ ▲



KD625/2 @ 3000 r.p.m. ◀ ▲



N Power curve - 80/1269/CEE - ISO 1585 -

NB Power curve - ISO 3046 - IFN -

NA Power curve - ISO 3046 - ICXN -

MN Torque curve - (N curve)

MB (NB curve) - **MA** (NA curve)

C Specific fuel consumption - (NB curve)

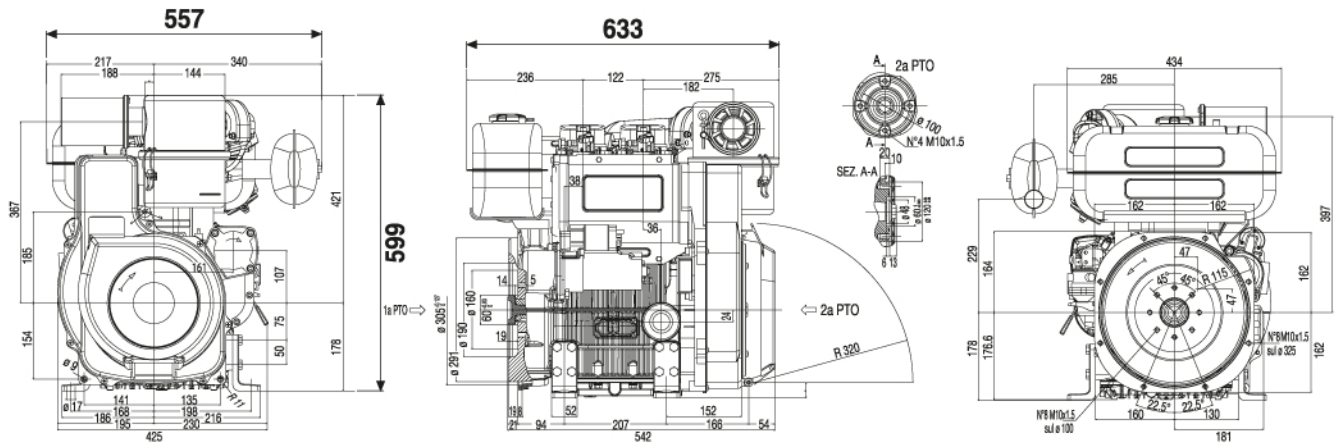
Power ratings refer to engines equiped with air filter, standard muffler, after being run in and in ambient conditions of 20°C and 1 bar. Power levels drop by 1% every 100m altitude and by 2% every 5°C above 20°C.

Output power for fixed speed application (including generating sets)

Engine power kW

r.p.m.	Intermittent (NB)	Continuous (NA)
3000	18,8	17,1
1800	13,5	12,0
1500	10,7	9,7

Technical drawings *



Standard equipment

- Electric starting with 12V starter motor and alternator
- Black paint on sheet metal parts
- Manual control accelerator (fixed)
- Oil bath air filter with cyclonic prefilter
- External oil filter
- Oil pressure switch
- Combined manifold and exhaust muffler
- Engine feet
- Power take-off on flywheel
- Keyswitch panel
- Fuel lift pump
- Counter-clockwise rotation on power take-off side
- Fuel tank with filter
- Automatic extra fuel device
- Sound-proofing
- Use, maintenance and spare parts booklet

Accessories

- Different guards according to use
- Range of alternative alternators
- Compression release
- Flanges
- Clutches
- Hydraulic pump adapters
- Gear adapters
- Range of fuel tanks of various sizes
- Mufflers and exhaust pipes
- Controls
- Pulleys
- Oil cooler
- Crank starter
- Varnishing



LOMBARDINI S.r.l. a Socio unico
 Cap. Soc. € 44.000.000,00 int. ver. R.E.A. 227083
 Reg. Imp. RE/CEE Code/P.IVA (IT) 01829970357
 Via Cav. del Lavoro Adelmo Lombardini, 2
 42124 Reggio Emilia - Italia
 Tel. +39.0522.3891 - Fax +39.0522.389503
 info@lombardini.it www.lombardini.it



KOHLER RESERVES THE RIGHT TO MAKE MODIFICATIONS WITHOUT PRIOR NOTICE

3558393 - 03-2011

KOHLER LOMBARDINI ASIA PACIFIC

26B Keong Saik Road - 089133 Singapore
 Tel. +65-6225-0556 - Fax +65-6225-0551